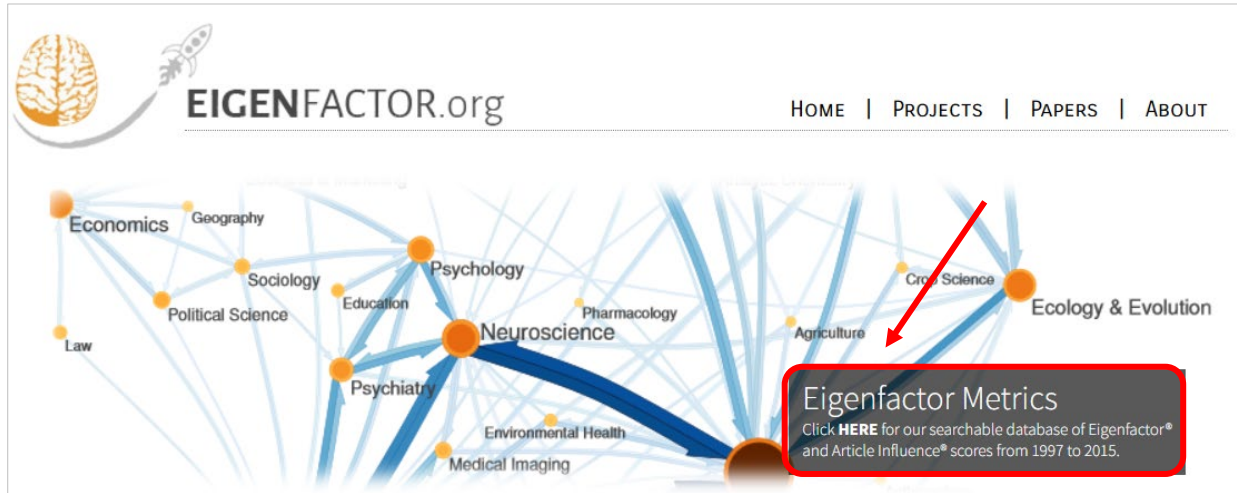
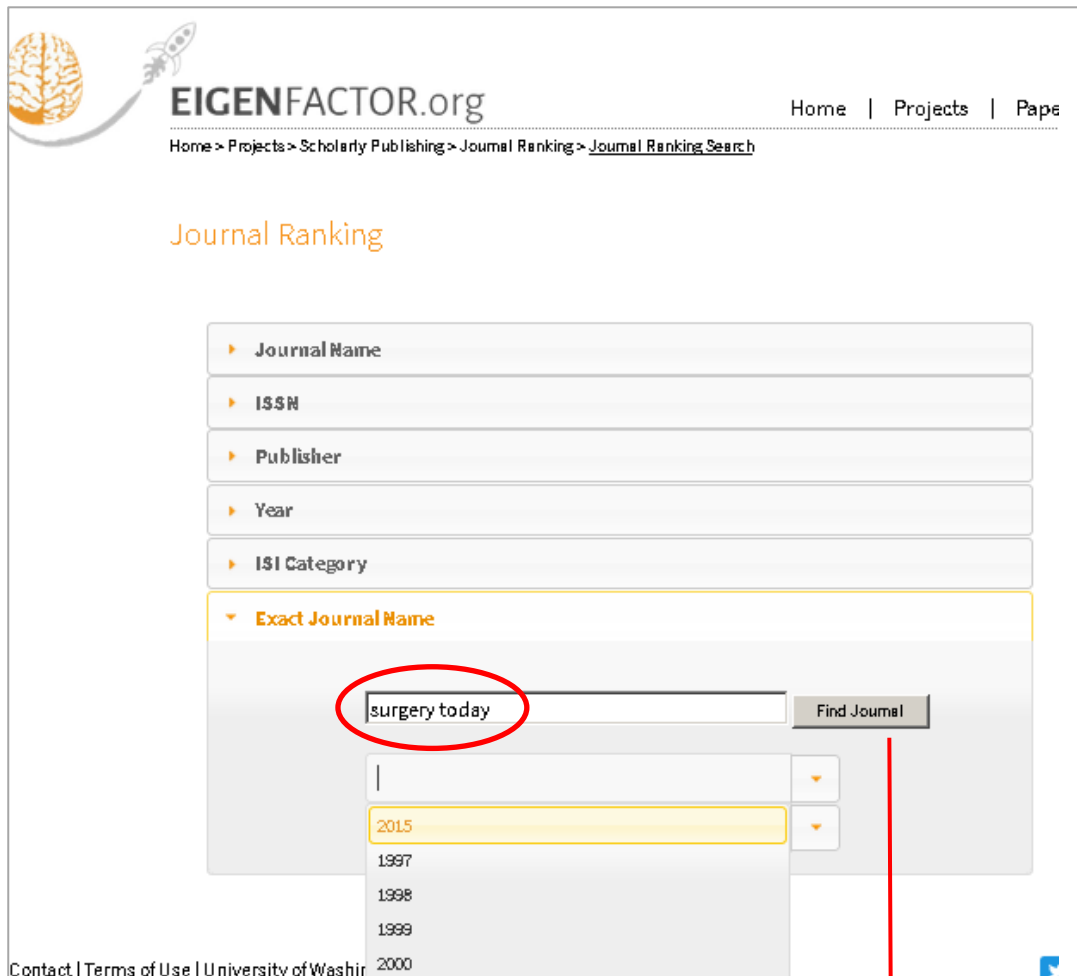



<p align="center">Universidad de Zaragoza Biblioteca Universitaria</p>	<p align="center">Recursos para la evaluación investigadora Eigenfactor</p>	<p align="center">Enero 2025</p>
--	--	--------------------------------------



Obtención de datos de un año de una revista en el sitio web de Eigenfactor:



Universidad de Zaragoza Biblioteca Universitaria	Recursos para la evaluación investigadora Eigenfactor	Enero 2025
---	--	-------------------




[Home](#) | [Projects](#) | [Papers](#) | [About](#)

[Home](#) > [Projects](#) > [Scholarly Publishing](#) > [Journal Ranking](#) > [Journal Ranking Search](#) > [Search results](#)

Journal Ranking

(EF = Eigenfactor® score; AI = Article Influence® score)

Order	Journal	Percentile	EF ↓	AI ↓	EFn ↓
1	SURG TODAY 0941-1291	EF: <div style="display: inline-block; width: 50px; height: 10px; background: linear-gradient(to right, blue, white);"></div> 75 AI: <div style="display: inline-block; width: 50px; height: 10px; background: linear-gradient(to right, brown, white);"></div> 32	0.006	0.3	0.7



SURGERY TODAY (2015)

ISSN: 0941-1291

Eigenfactor Category: GASTROENTEROLOGY

ISI Category: YA

Group: Sci

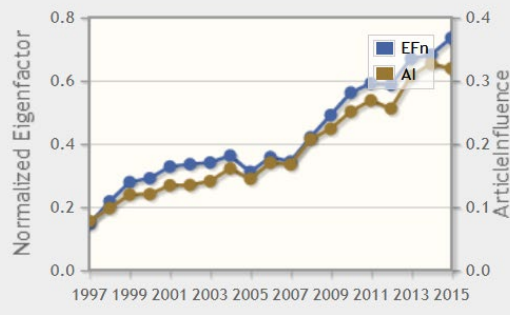
Total Articles (5yrs): 1,336

Publisher: Springer-Verlag-Tokyo


First Published: 1899

Price: \$0

Cost Effectiveness: 0



Year	Normalized Efn	Article Influence
1997	0.15	0.10
1999	0.25	0.15
2001	0.30	0.18
2003	0.32	0.20
2005	0.35	0.22
2007	0.38	0.25
2009	0.45	0.30
2011	0.55	0.35
2013	0.65	0.40
2015	0.75	0.45



Year	Price (USD)	Cost Effectiveness
2007	785	2.5
2008	810	2.0
2009	830	1.8
2010	860	1.5

Universidad de Zaragoza Biblioteca Universitaria	Recursos para la evaluación investigadora Eigenfactor	Enero 2025
---	---	---------------

Búsqueda de datos de revistas de una "categoría"

EIGENFACTOR.org Home | Projects | Papers | About

Home > Projects > Scholarly Publishing > Journal Ranking > Journal Ranking Search

Journal Ranking

▶ Journal Name

▶ ISSN

▶ Publisher

▶ Year

▼ ISI Category

surgery


DENTISTRY, ORAL SURGERY & MEDICINE

SURGERY

Find Category

▶ Exact Journal Name

Universidad de Zaragoza Biblioteca Universitaria	Recursos para la evaluación investigadora Eigenfactor	Enero 2025
---	--	-------------------



[Home](#) | [Projects](#) | [Papers](#) | [About](#)

Home > Projects > Scholarly Publishing > Journal Ranking > Journal Ranking Search > [Search results](#)

Journal Ranking for SURGERY

(EF = Eigenfactor® score; AI = Article Influence® score)

Order	Journal	Percentile	EF ↓	AI ↓	EFn ↓
1	ANN SURG 0003-4932	EF: <div style="width: 98%; height: 10px; background-color: #0056b3; border: 1px solid #0056b3;"></div> 98 AI: <div style="width: 97%; height: 10px; background-color: #808000; border: 1px solid #808000;"></div> 97	0.073	3.3	8.3
2	ANN SURG ONCOL 1068-9265	EF: <div style="width: 98%; height: 10px; background-color: #0056b3; border: 1px solid #0056b3;"></div> 98 AI: <div style="width: 87%; height: 10px; background-color: #808000; border: 1px solid #808000;"></div> 87	0.055	1.3	6.3
<div style="border: 1px solid #ccc; padding: 5px;"> <p>ANNALS OF SURGICAL ONCOLOGY (2015)</p> <div style="display: flex; justify-content: space-between; font-size: x-small;"> <div> <p>ISSN: 1068-9265</p> <p>Eigenfactor Category: ONCOLOGY</p> <p>ISI Category: DM, YA</p> <p>Group: Sci</p> <p>Total Articles (5yrs): 2,773</p> </div> <div> <p>Publisher: Springer-New-York-LLC</p> <p>First Published: 1994</p> <p>Price: \$0</p> <p>Cost Effectiveness: 0</p> </div> </div> <div style="display: flex; justify-content: space-around; margin-top: 10px;"> <div style="text-align: center;"> <p style="font-size: x-small;">Normalized Eigenfactor (left axis), Article Influence (right axis)</p> </div> <div style="text-align: center;"> <p style="font-size: x-small;">Price (USD) (left axis), Cost Effectiveness (right axis)</p> </div> </div> </div>					
3	ANN THORAC SURG 0003-4975	EF: <div style="width: 97%; height: 10px; background-color: #0056b3; border: 1px solid #0056b3;"></div> 97 AI: <div style="width: 87%; height: 10px; background-color: #808000; border: 1px solid #808000;"></div> 87	0.053	1.3	6.1
4	J THORAC CARDIOV SUR 0022-5223	EF: <div style="width: 97%; height: 10px; background-color: #0056b3; border: 1px solid #0056b3;"></div> 97 AI: <div style="width: 88%; height: 10px; background-color: #808000; border: 1px solid #808000;"></div> 88	0.052	1.4	5.9

Indicador Eigenfactor de una revista en el JCR

Journal Citation Reports™ Journals Categories Publishers Countries/Regions My favorites Sign In Register

21,848 journals

Journal name/abbreviation, ISSN/eISSN, category, publisher, country/region

Copy query link Export

Default Impact **Normalized** Source Customize

Journal name	ISSN	eISSN	Category	Edition	2023 JCI	JCI Rank	JCI Quartile	JCI Percentile	Eigenfactor	Normalized Eigenfactor
<input type="checkbox"/> CA-A CANCER JOURNAL FOR CLINICIANS	0007-9235	1542-4863	ONCOLOGY	SCIE	88.75	1/322	Q1	99.84	0.08827	19.28651
<input type="checkbox"/> NEW ENGLAND JOURNAL OF MEDICINE	0028-4793	1533-4406	MEDICINE, GENERAL & INTERNAL	SCIE	25.23	1/329	Q1	99.85	0.56094	122.54871
<input type="checkbox"/> LANCET	0140-6736	1474-547X	MEDICINE, GENERAL & INTERNAL	SCIE	24.06	2/329	Q1	99.54	0.39813	86.98006
<input type="checkbox"/> Nature Reviews Disease Primers	2056-676X	2056-676X	MEDICINE, GENERAL & INTERNAL	SCIE	18.46	3/329	Q1	99.24	0.04777	10.43758



LANCET

ISSN
0140-6736

EISSN
1474-547X

JCR ABBREVIATION
LANCET

ISO ABBREVIATION
Lancet

Additional metrics

Eigenfactor Score
0.39813

The Eigenfactor Score is a reflection of the density of the network of citations around the journal using 5 years of cited content as cited by the Current Year. It considers both the number of citations and the source of those citations, so that highly cited sources will influence the network more than less cited sources. The Eigenfactor calculation does not include journal self-citations. [Learn more](#)

JCR Years	2019	2020	2021	2022	2023
Score	0.14130	0.28279	0.42418	0.56558	0.39813

Normalized Eigenfactor
6

Eigenfactor Score is the Eigenfactor score normalized, by dividing it by the number of journals in the JCR each year, so that the score is as a score of 1. Journals can then be compared and ranked by their score relative to 1. [Learn more](#)

JCR Years	2019	2020	2021	2022	2023
Score	30.39451	60.78903	91.18354	121.57806	6

Article influence score
38.943

The Article Influence Score normalizes the Eigenfactor Score according to the cumulative size of the cited journal across the prior five years. The mean Article Influence Score for each article is 1.00. A score greater than 1.00 indicates that each article in the journal has above-average influence. [Learn more](#)

JCR Years	2019	2020	2021	2022	2023
Score	10.606	21.392	32.088	42.784	38.943